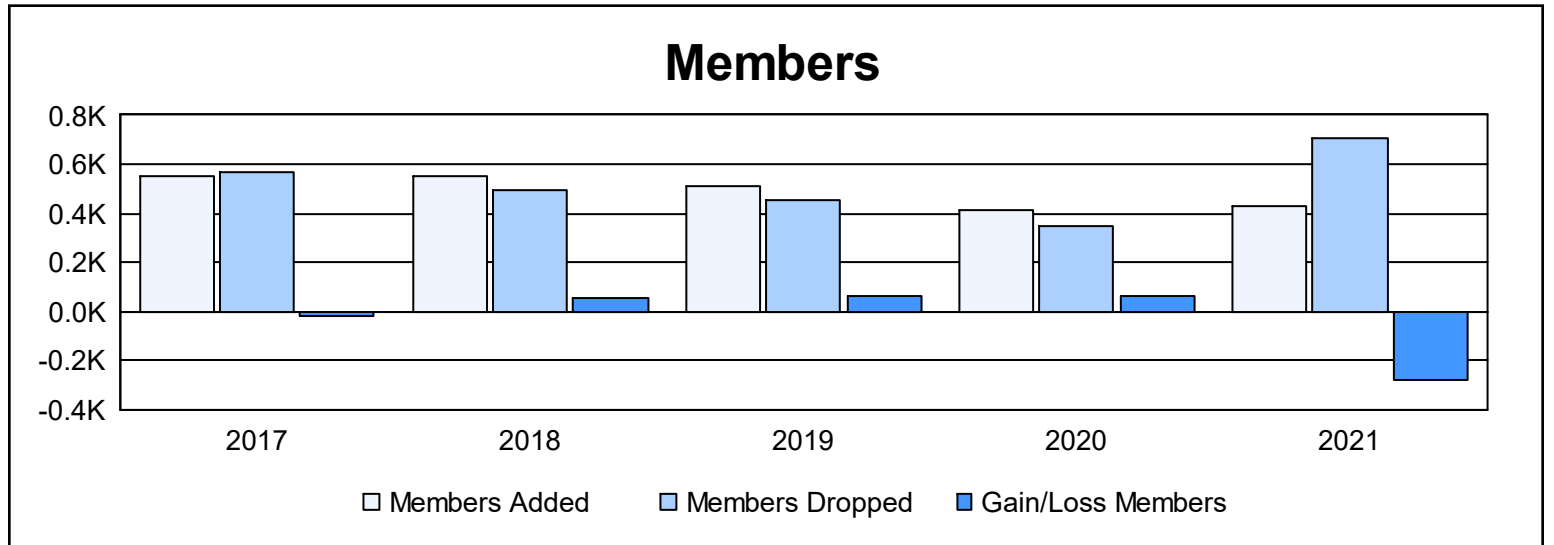
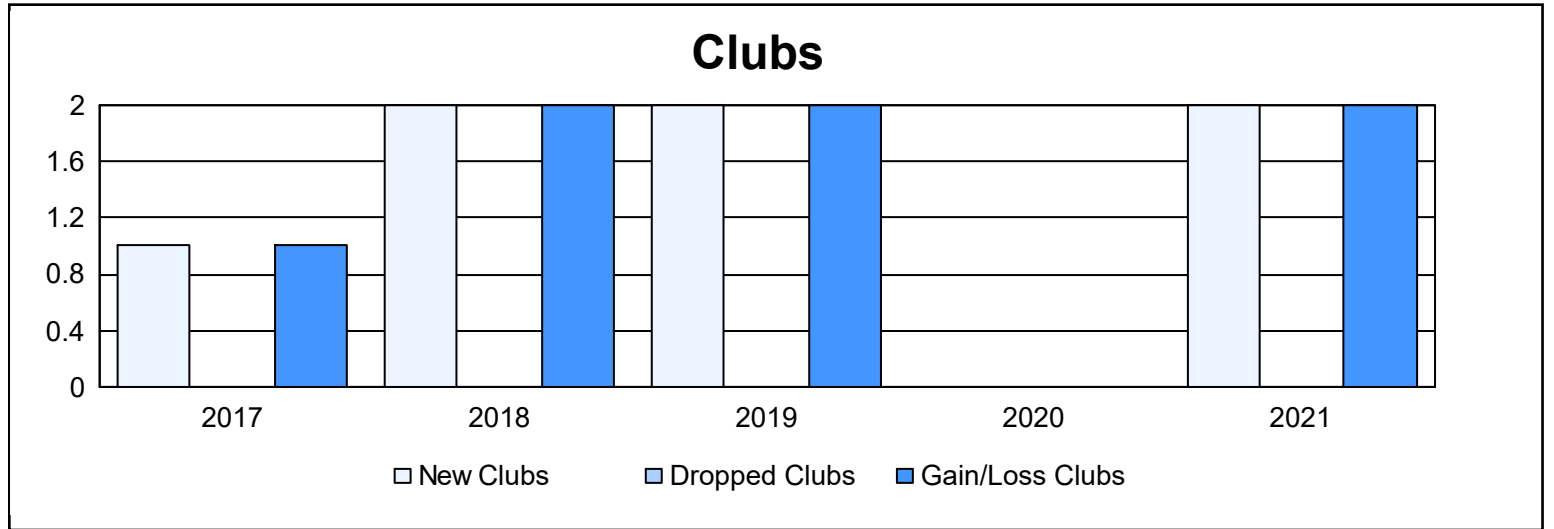
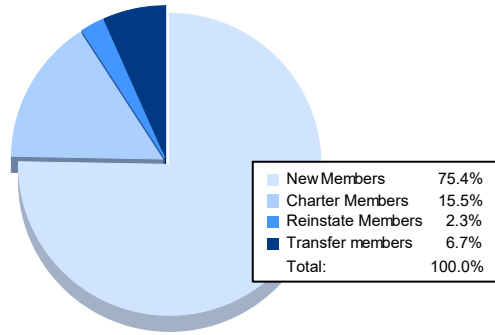


| Year | New Clubs | Dropped Clubs | Gain/ Loss Clubs | New Members | Charter Members | Reinstate Members | Transfer Members | Total Member Added | Total Members Dropped | Gain/ Loss Members |
|----------------|-----------|---------------|------------------|-------------|-----------------|-------------------|------------------|--------------------|-----------------------|--------------------|
| 2016-2017 | 1 | 0 | 1 | 461 | 33 | 26 | 30 | 550 | 568 | -18 |
| 2017-2018 | 2 | 0 | 2 | 438 | 65 | 30 | 15 | 548 | 491 | 57 |
| 2018-2019 | 2 | 0 | 2 | 415 | 68 | 7 | 23 | 513 | 453 | 60 |
| 2019-2020 | 0 | 0 | 0 | 364 | 5 | 16 | 27 | 412 | 346 | 66 |
| 2020-2021 | 2 | 0 | 2 | 325 | 67 | 10 | 29 | 431 | 709 | -278 |
| Average | 1 | 0 | 1 | 401 | 48 | 18 | 25 | 491 | 513 | -23 |



Membership Composition June 2021 Cumulative



Gender Composition June 2021 Cumulative

